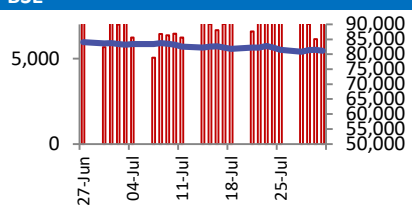
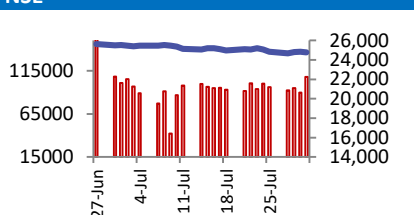


BSE			NSE		
	Open	80696		Open	24642
	High	81803		High	24957
	Low	80695		Low	24635
	Close	81186		Close	24768
	Change	-296		Change	-87
	Volume (Lacs)	7428		Volume(Lacs)	36607
	Turnover (Rs.inCr)	7302		Turnover(Rs.in Cr)	107992

World Markets	Current	Previous	Pt. Chg	Var(%)
Dow	44131	44461	(330)	-0.7%
Dow Futures	44286	44305	(19)	0.0%
Nasdaq	21122	21130	(7)	0.0%
FTSE	9133	9137	(4)	0.0%
Nikkei	40915	41070	(155)	-0.4%
Hang Seng	24804	24773	31	0.1%
Gift Nifty	24738	24769	(31)	-0.1%
Straits Singapore	4183	4174	10	0.2%
South Korea	3146	3245	(100)	-3.1%
Taiwan	23428	23543	(115)	-0.5%
Shanghai	3568	3573	(5)	-0.1%

Commodity Prices	Current	Previous	Pt. Chg	Var(%)
Copper (\$/MT)	9611	9699	(88)	-0.9%
Alumin (\$/MT)	2565	2601	(36)	-1.4%
Zinc (\$/MT)	2761	2786	(25)	-0.9%
Brent Crude (\$/bbl)	72	72	0	0.1%
Gold (\$/Ounce)	3294	3290	4	0.1%
Silver (\$/Ounce)	37	37	(0)	-0.2%
Light Crude (\$/bbl)	69	69	0	0.1%
N G (\$/mmbtu)	3	3	(0)	-0.4%
Sugar (\$/MT)	468	470	(2)	-0.5%
Rubber (Rs./kg)	205	208	(3)	-1.4%
Baltic Dry Index	2003	1995	8	0.4%

Currency Exchange Rate	Current	Previous	Var(%)
Rs./ \$ rate	87.60	87.43	0.19%
Rs./ Euro	100.15	100.98	-0.83%
Rs./Chinese Yuan	12.15	12.17	-0.11%
Yen / \$ rate	150.65	150.75	-0.07%
\$ US/Euro	1.14	1.14	0.04%

Dollar Index	Current	Previous	Var(%)
Dollar Index	100.04	99.97	0.07%

Support/ Resistance Levels for Today		
	Nifty	Bank Nifty Fut
Support 1	24640	55940
Support 2	24570	55740
Resistance	24840	56440

Securities in Ban For Trade
NIL

Market Review

US: Stocks slid on Thursday as struggles in the broader market overshadowed blockbuster results from megacap tech giants Microsoft and Meta Platforms.

Asia: Asian stocks fell for a sixth straight session the longest losing streak this year as President Trump announced new tariff rates and as solid earnings from megacap tech firms failed to lift broader market sentiment.

India: Indian stock markets snapped a four-month rally to end July in losses as simmering trade tensions with the US triggered a risk-off sentiment and caused a flight of foreign capital.

Market is expected to open on a gap down note and likely to witness range bound move during the day.

Global economy: Trump slapped steep tariffs on exports from dozens of trading partners including Canada, Brazil, India and Taiwan, pressing ahead with his plans to reorder the global economy ahead of a Friday trade deal deadline. Trump set rates including a 35% duty on many goods from Canada, 50% for Brazil, 25% for India, 20% for Taiwan and 39% for Switzerland. The order listed higher import duty rates of 10% to 41% starting in seven days for 69 trading partners. Some of them had reached tariff-reducing deals; others had no opportunity to negotiate with his administration. Trump included an exception for some goods shipped within the coming week.

South Korea's exports rose for the second straight month in July, beating market expectations on strong chip demand and shipments being moved forward ahead of higher U.S. tariffs, which are expected to weigh in the second half of the year. Exports from Asia's fourth-largest economy, an early bellwether for global trade, rose 5.9% from the same month last year to \$60.82 bn, higher than the 4.3% increase in June and the strongest since December 2024.

Commodities: Oil prices were little changed on Friday after falling more than 1% in the previous session as traders digested the impact of new higher U.S. tariffs that may curtail economic activity and lower global fuel demand growth.

Gold prices were flat on Friday and is set to log a weekly fall as the dollar crept higher after Trump slapped new tariff rates on dozens of countries, while investors awaited U.S. non-farm payrolls data due later in the day.

Currency: The dollar headed for its best week in almost three years against its major peers, maintaining momentum on Friday after Trump set new tariff rates on dozens of trade partners.

FII Derivative Transactions (Rs. Cr)

Contracts	Purchase		Sell		Net	Open Interest (OI)		OI (Previous day)		Change	
	Contract	Value	Contract	Value	Value	Contract	Value	Contract	Value	Contract	Value
Index Future	60775	11486	67403	12722	(1236)	170336	31928	240689	45269	(70353)	(13341)
Index Option	24780277	4652815	24739609	4644858	7957	882366	164753	1949984	366221	(1067618)	(201468)
Stock Future	566475	39446	587407	40976	(1530)	5354485	367430	5599109	385779	(244624)	(18349)
Stock Option	205486	14818	216477	15591	(773)	88193	6008	761569	51901	(673376)	(45893)
Total	25613013	4718565	25610896	4714147	4418	6495380	570119	8551351	849170	(2055971)	(279051)

FII All Activity-BBG (Rs Cr)	Buy	Sell	Net
24-Jul-25	14387	16383	(1996)
25-Jul-25	737	1016	(280)
28-Jul-25	10191	16155	(5964)
29-Jul-25	13016	16708	(3692)
30-Jul-25	12397	12559	(162)
Month to date- July	283954	301384	(17430)
FII (Prov.) (Rs. Cr)	Buy	Sell	Net
25-Jul-25	12832	14812	(1980)
28-Jul-25	9994	16076	(6082)
29-Jul-25	11512	16149	(4637)
30-Jul-25	11888	12738	(850)
31-Jul-25	16820	22409	(5589)
Month to date-July	277733	325056	(47323)
DII (Prov.) (Rs. Cr)	Buy	Sell	Net
25-Jul-25	12787	10648	2139
28-Jul-25	15800	9035	6765
29-Jul-25	16166	10019	6147
30-Jul-25	12890	11061	1829
31-Jul-25	17466	11093	6373
Month to date-July	316094	256648	59447
FII Debt - BBG (Rs. Cr)	Buy	Sell	Net
24-Jul-25	1168	2497	(1329)
25-Jul-25	13660	15080	(1419)
28-Jul-25	693	1497	(804)
29-Jul-25	1528	2174	(646)
30-Jul-25	6699	1390	5309
Month to date- July	51514	49923	1592

Market Breadth	BSE		NSE	
	No.	%	No.	%
Advance	1525	37%	1000	33%
Decline	2502	60%	1937	64%
Unchanged	126	3%	78	3%

Market Turnover	31-Jul	30-Jul	Var (%)
BSE Cash	7302	6133	19%
NSE Cash	107992	89523	21%
NSE Futures	313010	301446	4%
NSE Options	75546887	22765618	232%
Total (Rs.Cr)	75975191	23162720	228%

Volatility Index	31-Jul	30-Jul
Volatility Index	11.54	11.21

Index PE - TTM	31-Jul	Yr. High	Yr. Low
Sensex	23.3	25.2	20.3
Nifty	21.9	24.4	19.6

Corporate News
NCC Secures Rs 792-Cr Worth Of Government Orders

NCC Ltd. bagged two orders worth Rs 791.5 cr in July from state government agencies. This includes an order worth Rs 461.4 cr for the buildings division and Rs 330.2 crore for the electrical division of the company. The construction major received the contracts during the normal course of business and the promoters of the company do not hold any interest in the entities that have awarded the projects. (BS)

Tata Steel Subsidiary Acquires Full Ownership of TSN Wires for Nominal Sum

Tata Steel's indirect subsidiary, Siam Industrial Wire Company Limited, has acquired the remaining 40% stake in TSN Wires Company Limited for THB 100. This acquisition transforms TSN Wires from a JV to a wholly owned subsidiary. (NDTV)

NBCC Expands Portfolio with ₹45.30 Cr Contract and Strategic MOUs

The company has entered into an agreement with Madhya Pradesh Gramin Bank to develop a modern institutional campus in Indore, valued at Rs 45.3 cr. It has also signed an accord with the India Department of Post for the development of various land parcels across India. (NDTV)

Economy
Q1 fiscal deficit widens to 17.9%

India's fiscal deficit increased in the first quarter due to higher expenditure. The fiscal gap reached ₹2.81 lakh cr until June. Capital expenditure surged, while revenue spending also rose. Net tax revenues dropped, but non-tax revenues jumped due to a central bank dividend. The June deficit erased a previous surplus. (ET)

India's sugar output seen rising 18 pc to 34.9 mnT in 2025-26

India's sugar production is projected to surge to 34.90 mnT in the 2025-26 season, marking an 18% increase, according to ISMA. This boost allows for potential exports of 2 mnT. A significant 5 mnT of sugar could be diverted for ethanol production, up from 3.5 mnT. (ET)

International
Lockheed Martin secures \$4.3 bn missile contract modification

The contract includes Foreign Military Sales to Poland, Netherlands, Japan, and Finland. The funding comes from various sources including Air Force missiles procurement funds from FY23 to FY25, Navy weapons procurement funds, and Foreign Military Sales funds totaling approximately \$238.9 mn. (Invst)

Top 5 Nifty Gainers	31-Jul	30-Jul	Var(%)
HINDUNILVR	2521	2437	3.4%
JIOFIN	329	320	2.8%
ETERNAL	308	303	1.4%
ITC	412	408	1.1%
JSWSTEEL	1048	1038	1.0%
Top 5 Nifty Losers	31-Jul	30-Jul	Var(%)
ADANIENT	2431	2533	-4.0%
TATASTEEL	158	161	-2.1%
DRREDDY	1270	1292	-1.7%
SUNPHARMA	1707	1734	-1.6%
ADANIPTS	1373	1394	-1.5%

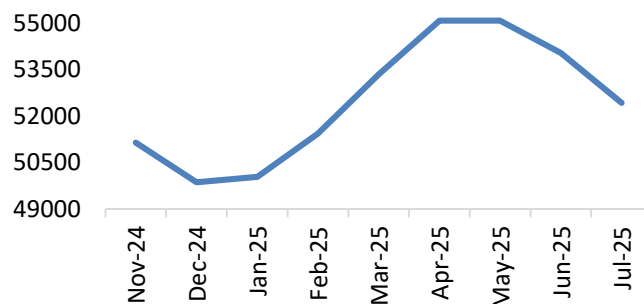
BSE Index Watch	Last	1 day	1 wk	1 mth	1 yr
SENSEX	81186	-0.4%	-1.2%	-3.0%	-0.8%
MIDCAP	45782	-0.7%	-1.9%	-2.2%	-5.1%
SMLCAP	53425	-0.8%	-2.8%	-2.1%	-2.8%
AUTO	52901	-0.4%	-1.8%	-0.9%	-11.4%
BANKEX	62100	-0.2%	-2.3%	-3.2%	5.6%
Capital Goods	68237	-0.7%	-3.1%	-5.9%	-8.7%
FMCG	20567	1.2%	1.0%	2.3%	-8.7%
Health Care	45372	-1.1%	0.3%	2.6%	11.7%
IT	34809	-0.6%	-2.5%	-8.5%	-16.1%
METAL	30886	-1.2%	-3.2%	-2.8%	-6.1%
Oil & Gas	26797	-1.5%	-2.9%	-4.0%	-18.2%
Power	6698	-0.6%	-2.5%	-3.1%	-21.3%
Realty	7082	-0.5%	-4.9%	-7.1%	-15.7%

Margin Trading Disclosure (Rs. In Cr)	Last	1 day	1 wk	1 mth	3 mth
Op. Scripwise Outstanding	91380	-0.4%	0.8%	9.0%	32.6%
Fresh Exposure	5691	8.6%	-4.0%	-21.0%	13.0%
Exposure liquidated	5498	-0.6%	-6.2%	-14.4%	15.3%
Closing Net scripwise outstanding	91573	0.1%	0.9%	8.2%	32.4%

NSE USD Futures	31-Jul	30-Jul	Var (%)
July Expiry (Rs./\$)	86.08	86.08	0.0%
Aug Expiry (Rs./\$)	86.49	86.49	0.0%
Total Turnover (Rs. Crore)	1697	2241	-24%

Sectors	TTM PE
Auto	31.65
Auto Ancillary	43.34
Banking	14.37
Engineering	47.68
Cement	72.23
Diamonds & Jewellery	43.93
Housing Finance	24.15
Infrastructure & Const	26.83
Metals-Aluminium	28.66
Metal – Steel	17.98
Oil Expl.	7.42
Pharma	10.01
Power – Gen. Supp.	40.84
Information Tech.	27.4
Sugar	17.91
Telecom Serv. Prov.	39.8
Tyres	34.32

Hot Rolled Coil Price: Mumbai (Rs/MT) (Source: Bigmint)



10 year G-Sec Yield	Current	Previous	Change
US	4.38%	4.37%	1 bps
Japan	1.55%	1.56%	(1) bps
India	6.37%	6.37%	0 bps
UK	4.57%	4.60%	(3) bps
Libor 3 Mths	4.85%	4.85%	(0) bps

Indian Eco Data	Current	Previous	Var(%)
Forex Reserve (US\$ in bn)	602	695	-13.5%
Inflation - WPI	-0.13%	0.39%	(52) bps
Inflation - CPI	2.10%	2.82%	(72) bps

India GDP	Q3FY25	Q2FY25	Var(%)
Growth	7.38%	6.40%	98 bps

Monetary Policy	Current	Previous	Change
Repo Rate	5.50%	6.00%	(50) bps
Reverse Repo Rate	3.35%	3.35%	0 bps
CRR	4.00%	4.00%	0 bps
O/S Banking System Liquidity (Rs bn)	2707	2736	(28.1)

IIP Growth %	Jun-25	Jun-24	Apr-Feb
IIP	1.5	4.9	3.3
Capital Goods	3.5	3.6	7.9
Mining	3.9	3.5	3.8
Manufacturing	-2.6	8.6	2.1
Electricity	-8.7	10.3	0.4

ADR Price Movement

Company	Price (US\$)	Volume	Previous Day Price	Volume	Variance (%)	No. of Share Per ADR	ADR Price (Rs.)	BSE Price	Variance (%)
Infosys Tech	16.72	15926444	16.95	13279144	-1.36%	1	1464.63	1509.00	-2.9%
Wipro	2.72	8502356	2.75	8269263	-1.09%	1	238.27	248.30	-4.0%
Dr.Reddy's	14.22	3049723	14.10	3032210	0.85%	1	1245.64	1270.30	-1.9%
ICICI Bank	33.70	3558496	33.30	4866925	1.20%	2	1476.02	1481.40	-0.4%
HDFC Bank	76.77	1175976	76.46	1911362	0.41%	3	2241.62	2018.20	11.1%

GDR's (US\$)

	Prices	Prev. Close	Change	Var %
L&T	41.05	40.95	0.1	0.2%
RIL	63.00	63.30	(0.3)	-0.5%
SBI	91.70	91.40	0.3	0.3%

US Economy Data	Current	Previous
Inflation (%) (YoY)	2.70%	2.40%
Unemployment (%)	4.10%	4.20%

Interest Rate (%)	Current	Previous
Fed Rate	4.50%	4.50%

US GDP	Q2CY25	Q1CY25
Growth (QoQ Annualized)	3.00%	-0.50%

China Economy Data	Current	Previous
GDP	5.20%	5.40%
Inflation – CPI (%)	0.10%	-0.10%

Economic Calendar

	Date
Indian GDP Data	29 Aug
Indian Inflation Data CPI	12 Aug
Indian Inflation Data WPI	14 Aug
Indian Monetary Policy	06 Aug
India's Industrial Production (IIP)	28 Aug
US Inflation Data	12 Aug
US GDP	28 Aug
US Unemployment Data	01 Aug
US Fed Rate	17 Sep
China GDP	20 Oct
China Inflation Data	09 Aug

Event Update

Name	Date	Purpose
Aarvi Encon Ltd.	01/08/25	Dividend
ADC India Communications Ltd.	01/08/25	Rs.5.00 per share(50%)Final Dividend
Amara Raja Energy & Mobility Ltd.	01/08/25	Rs.5.20 per share(520%)Final Dividend
Andhra Paper Ltd.	01/08/25	Rs.1.00 per share(50%)Final Dividend
Balaji Amines Ltd.	01/08/25	Rs.11.00 per share(550%)Final Dividend
Bata India Ltd.	01/08/25	Rs.9.00 per share(180%)Final Dividend
Batliboi Ltd.	01/08/25	Rs.0.60 per share(12%)Final Dividend
BDH Industries Ltd.	01/08/25	Rs.4.50 per share(45%)Final Dividend
Bengal Tea & Fabrics Ltd.	01/08/25	Rs.1.50 per share(15%)Final Dividend
Cello World Ltd.	01/08/25	Rs.1.50 per share(30%)Final Dividend
Chennai Petroleum Corporation Ltd.	01/08/25	Rs.5.00 per share(50%)Final Dividend
Cholamandalam Financial Holdings Ltd.	01/08/25	Rs.1.30 per share(130%)Final Dividend
City Union Bank Ltd.	01/08/25	Rs.2.00 per share(200%)Dividend
Cochin Minerals & Rutile Ltd.	01/08/25	Rs.8.00 per share(80%)Final Dividend
Cyber Media (India) Ltd.	01/08/25	Right Issue of Equity Shares
Data Patterns (India) Ltd.	01/08/25	Rs.7.90 per share(395%)Final Dividend
Dhunseri Tea & Industries Ltd.	01/08/25	Rs.1.00 per share(10%)Final Dividend
Dhunseri Ventures Ltd.	01/08/25	Rs.5.00 per share(50%)Final Dividend
Eicher Motors Ltd.	01/08/25	Rs.70.00 per share(7000%)Final Dividend
Endurance Technologies Ltd.	01/08/25	Rs.10.00 per share(100%)Final Dividend
Galaxy Surfactants Ltd.	01/08/25	Rs.4.00 per share(40%)Final Dividend
Gandhar Oil Refinery (India) Ltd.	01/08/25	Rs.0.50 per share(25%)Final Dividend
Gretex Corporate Services Ltd.	01/08/25	Rs.0.30 per share(3%)Final Dividend
International Travel House Ltd.	01/08/25	Rs.5.50 per share(55%)Final Dividend
Kaira Can Company Ltd.	01/08/25	Rs.12.00 per share(120%)Final Dividend
Kaycee Industries Ltd.	01/08/25	Rs.2.00 per share(20%)Final Dividend
LT Foods Ltd.	01/08/25	Rs.1.00 per share(100%)Interim Dividend
Majestic Auto Ltd.	01/08/25	Rs.5.00 per share(50%)Final Dividend
Marico Ltd.	01/08/25	Rs.7.00 per share(700%)Final Dividend
Marksans Pharma Ltd.	01/08/25	Rs.0.80 per share(80%)Final Dividend
Maruti Suzuki India Ltd.	01/08/25	Rs.135.00 per share(2700%)Final Dividend
Mindteck (India) Ltd.	01/08/25	Rs.1.00 per share(10%)Dividend
Munjal Showa Ltd.	01/08/25	Rs.4.50 per share(225%)Dividend
Narayana Hrudayalaya Ltd.	01/08/25	Rs.4.50 per share(45%)Final Dividend
PNB Housing Finance Ltd.	01/08/25	Rs.5.00 per share(50%)Final Dividend
Pradeep Metals Ltd.	01/08/25	Rs.2.50 per share(25%)Final Dividend
Praveg Ltd.	01/08/25	Rs.1.00 per share(10%)Final Dividend
PTC India Ltd.	01/08/25	Rs.6.70 per share(67%)Final Dividend
Redtape Ltd.	01/08/25	Rs.0.25 per share(12.5%)Final Dividend
Saksoft Ltd.	01/08/25	Rs.0.40 per share(40%)Final Dividend
SH Kelkar And Company Ltd.	01/08/25	Rs.1.00 per share(10%)Final Dividend
Tamilnad Mercantile Bank Ltd.	01/08/25	Rs.11.00 per share(110%)Final Dividend
Tasty Bite Eatables Ltd.	01/08/25	Rs.2.00 per share(20%)Final Dividend
TTK Prestige Ltd.	01/08/25	Rs.6.00 per share(600%)Final Dividend
Uflex Ltd.	01/08/25	Rs.3.00 per share(30%)Final Dividend
Wim Plast Ltd.	01/08/25	Rs.10.00 per share(100%)Final Dividend
WPIL Ltd.	01/08/25	Rs.2.00 per share(200%)Dividend

Bulk Deal As On 31/07/25

BSE					
Security Code	Security Name	Client Name	Deal	Quantity	Price
523896	APIL	NAYANABEN PRAMODBHAJ GORADIA	S	100000	22.32
523896	APIL	PANKAJ KANTILAL VORA	S	100000	22.32
523896	APIL	RAMESH CHANDRA MISHRA	B	200000	22.32
540923	ASHOKAMET	IRAGE BROKING SERVICES LLP	S	28259	18.26
540923	ASHOKAMET	IRAGE BROKING SERVICES LLP	B	231299	18.77
540923	ASHOKAMET	SITA RAM BHUWALKA	S	216154	18.14
540923	ASHOKAMET	SITA RAM BHUWALKA	B	2362	18.88
539662	BFLAFL	SHAMAL KOLEKAR	S	59099	15.92
539175	BLUEGOD	GREEN PEAKS ENTERPRISES LLP	S	400000	23.42
539175	BLUEGOD	GREEN PEAKS ENTERPRISES LLP	B	362500	23.42
539175	BLUEGOD	RATHOD MANOJ CHHAGANLAL HUF	S	400000	23.42
539175	BLUEGOD	SHAILESH DHAMELIYA	B	459402	23.42
539175	BLUEGOD	WHAMIA TRADERS LLP	S	367756	23.42
539175	BLUEGOD	WHAMIA TRADERS LLP	B	663027	23.42
543543	BRRL	HITENDRAKUMAR BABALDAS SHAH	B	60000	227
543543	BRRL	MANOJ JAIKUMAR TIBREWALA	S	268800	227.12
543543	BRRL	MITVA DARSHIT SHAH	B	60000	227
543543	BRRL	SMITA HITENDRA SHAH	B	120000	227.25
539559	DDIL	BHAVISHYA ECOMMERCE PRIVATE LIMITED	B	340000	4.45
539559	DDIL	MANISH KUMAR HUF	S	300000	4.45
531237	DHRUVCA	ASHWANI KUMAR SHUKLA	B	21409	144
543516	DHYAANITR	BHAVIN INDRAJIT PARIKH	S	201600	12.4
526473	ELEFLOR	INDIA FAST FORWARD ADVISORY SERVICES PRIVATE LIMITED	B	551122	6.76
526473	ELEFLOR	RAMESH LAL	B	228466	7.77
526473	ELEFLOR	ZENAB AIYUB YACOOBALI	S	299751	6.65
544095	EPACK	INDIA ADVANTAGE FUND S4-I	S	2000000	380.37
509024	GOLDLEG	NIVESH CONSULTANCY PRIVATE LIMITED	B	95107	9.62
532359	HITKITGLO	CHOUDHARY NIRMALA RAMESH	S	253111	0.91
532359	HITKITGLO	MEHAK	B	265911	0.98
524614	INDXTRA	AMBASSADOR INTRA HOLDINGS LTD.	S	677500	4.7
531780	KACL	JAIKISHAN RATHI HUF	B	300000	5.59
531780	KACL	MADHU RATHI	S	300000	5.59
537707	LADDU	VICKY RAJESH JHAVERI	S	1892100	3.31
540360	LLFICL	MIHAAN INVESTMENTS	B	5500000	6.45
540360	LLFICL	ZEAL GLOBAL OPPORTUNITIES FUND	S	10000000	6.45
512415	MERCTRD	CYRIACTHOMAS	S	101032	8.58
517431	NARMP	LOHIT SHIVASHISH	B	19784	215
543207	NATURAL	HETAL ARUNKUMAR PRAJAPATI	S	163000	12.87
540198	OSIAJEE	MANISH KUMAR	S	56857	283.07
544178	PIOTEX	VINEY EQUITY MARKET LLP	S	43200	62.56
544383	PPARIVAH	ANIL VISHANJI DEDHIA	B	93600	126
544383	PPARIVAH	COLO SECURITIES PRIVATE LIMITED	S	97200	126
541601	RAJNISH	DEALMONEY COMMODITIES PRIVATE LIMITED	B	5000000	0.99
512399	SERA	ALACRITY SECURITIES LIMITED	S	363450	35.22
512399	SERA	LATIN MANHARLAL SECURITIES PVT LTD	B	344726	35.21
512329	SGMART	ABAKKUS DIVERSIFIED ALPHA FUND	S	800000	325
512329	SGMART	ABAKKUS GROWTH FUND-2	S	800000	325.06

526133	SUPERTEX	MOHIT JAIN	S	86857	7.87
526133	SUPERTEX	RADHESHYAMCHAMPALALJIPANPALIA	B	76200	7.87
511447	SYLPH	AJAY PURSHOTTAMDAS GUPTA	S	9900000	1.03
511447	SYLPH	AKSHAY PALIWAL	B	9600000	1.03
511447	SYLPH	AMEE KAMLESH RATHOD	S	5000000	1.03
511447	SYLPH	JAYATILAL ACHALCHANDJI SHAH	S	9999000	1.03
511447	SYLPH	RATHOD MANOJ CHHAGANLAL HUF	B	8000000	1.03
511447	SYLPH	SUSHILABEN MOHANLAL SAKARIA	S	8086689	1.03
538610	UNISON	NATVARSINH TAKHUJI CHAVDA	B	250000	25.05
538610	UNISON	RISHI KIRAN LOGISTICS PRIVATE LIMITED	S	569745	25.1
539761	VKAL	DEALMONEY COMMODITIES PRIVATE LIMITED	B	2103922	3.78
514348	WINSOME	KALA MERCANTILE PRIVATE LIMITED	B	698000	1.87
514348	WINSOME	PIYUSH SECURITIES PVT LTD	S	443558	1.87
514348	WINSOME	PIYUSH TRADES & CREDITS PRIVATE LIMITED	S	360000	1.87
503641	ZODIACVEN	MANJULA HIRJI GADA	B	272468	8.45

NSE					
Security Code	Security Name	Client Name	Deal	Quantity	Price
DAMCAPITAL	Dam Capital Advisors Ltd	GAZANIA ADVISORY LLP	SELL	446000	222.1
DAMCAPITAL	Dam Capital Advisors Ltd	MADHAVAN KUNNIYUR	BUY	446000	222.17
GATECH	GACM Technologies Limited	MANDAKINIBEN PRADYUMANBHAI PATEL	SELL	7411895	0.49
HPIL	Hindprakash Industry Ltd	MANGAL CHANAKYA PRAKASH	SELL	68656	175.05
JAINIK	Jainik Power Cables Ltd	SARABPREET KAUR	BUY	96000	101.2
KALANA	Kalana Ispat Limited	RAKSHIT DIDWANIA	BUY	98000	41.68
PATILAUTOM	Patil Automation Limited	SHRINIVAS RAGHUNATH DESHINGKAR	BUY	120000	249.39
UPLPP1	UPL Limited	MORGAN STANLEY ASIA SINGAPORE PTE	BUY	1579930	520.54
UPLPP1	UPL Limited	RAJASTHAN GLOBAL SECURITIES PVT LTD	SELL	485871	518.12
UPLPP1	UPL Limited	SHREYANS VASANTKUMAR MEHTA	SELL	495930	523.64
V2RETAIL	V2 Retail Limited	MOTILAL OSWAL MUTUAL FUND	SELL	190000	1868.3
VCL	Vax tex Cotfab Limited	JAYDEEP CHANDUBHAI KOTWANI	BUY	1300000	1.23
VCL	Vax tex Cotfab Limited	VAXFAB ENTERPRISES LIMITED	SELL	2000000	1.23
VINEETLAB	Vineet Laboratories Ltd	AJAY AGRAWAL	BUY	50000	31.95
VINEETLAB	Vineet Laboratories Ltd	JYOTI AGARWAL	BUY	50000	31.95
VINEETLAB	Vineet Laboratories Ltd	PRABHAKAR RAJU ALLURI	SELL	49165	31.95
VINEETLAB	Vineet Laboratories Ltd	RAJENDRA AGRAWAL	BUY	50000	31.95
VINEETLAB	Vineet Laboratories Ltd	VENKATA RAMA GADDAM	SELL	80000	31.95

Disclosure:

Research Reports that are published by Nirmal Bang Securities Private Limited (hereinafter referred to as "NBSPL") are for private circulation only. NBSPL is a registered Research Analyst under SEBI (Research Analyst) Regulations, 2014 having Registration no. INH000001766. NBSPL is also a registered Stock Broker with National Stock Exchange of India Limited, BSE Limited, Metropolitan Stock Exchange of India Limited, Multi Commodity Exchange of India Limited and , National Commodity and Derivative Exchange Limited in Capital Market , Equity and Commodities derivatives segments and Currency Derivatives Segment .

NBSPL has other business divisions with independent research teams separated by Chinese walls, and therefore may, at times, have different or contrary views on stocks and markets.

NBSPL or its associates have not been debarred / suspended by SEBI or any other regulatory authority for accessing / dealing in securities Market since last 20 years. NBSPL, its associates or analyst or his relatives do not hold any financial interest (Except Investment) in the subject company. NBSPL or its associates or Analyst do not have any conflict or material conflict of interest at the time of publication of the research report with the subject company. NBSPL or its associates or Analyst or his relatives may or may not hold beneficial ownership of 1% or more in the subject company at the end of the month immediately preceding the date of publication of this research report.

NBSPL or its associates / analyst has not received any compensation / managed or co-managed public offering of securities of the company covered by Analyst during the past twelve months. NBSPL or its associates have not received any compensation or other benefits from the company covered by Analyst or third party in connection with the research report. Analyst has not served as an officer, director or employee of Subject Company. NBSPL / analyst has not been engaged in market making activity of the subject company.

Analyst Certification: The research analysts and authors of these reports, hereby certify that the views expressed in this research report accurately reflects my/our personal views about the subject securities, issuers, products, sectors or industries. It is also certified that no part of the compensation of the analyst(s) was, is, or will be directly or indirectly related to the inclusion of specific recommendations or views in this research. The analyst(s) principally responsible for the preparation of this research report and has taken reasonable care to achieve and maintain independence and objectivity in making any recommendations.

Disclaimer:

The Research Report is for the personal information of the authorized recipient and does not construe to be any investment, legal or taxation advice. NBSPL is not soliciting any action based upon it. Nothing in the research report shall be construed as a solicitation to buy or sell any security or product, or to engage in or refrain from engaging in any such transaction. In preparing the research report, we did not take into account the investment objectives, financial situation and particular needs of the reader.

The research report has been prepared for the general use of the clients of NBSPL and must not be copied, either in whole or in part, or distributed or redistributed to any other person in any form. If you are not the intended recipient you must not use or disclose the information in the research report in any way. Though disseminated to all the customers simultaneously, not all customers may receive the research report at the same time. NBSPL will not treat recipients as customers by virtue of their receiving the research report. The research report is not directed or intended for distribution to or use by any person or entity resident in a state, country or any jurisdiction, where such distribution, publication, availability or use would be contrary to law, regulation or which would subject NBSPL & its group companies to registration or licensing requirements within such jurisdictions.

The report is based on the information obtained from sources believed to be reliable, but we do not make any representation or warranty that it is accurate, complete or up-to-date and it should not be relied upon as such. We accept no obligation to correct or update the information or opinions in it. NBSPL or any of its affiliates or employees shall not be in any way responsible for any loss or damage that may arise to any person from any inadvertent error in the information contained in the research report. NBSPL or any of its affiliates or employees do not provide, at any time, any express or implied warranty of any kind, regarding any matter pertaining to this report, including without limitation the implied warranties of merchantability, fitness for a particular purpose, and non-infringement. The recipients of the research report should rely on their own investigations.

This information is subject to change without any prior notice. NBSPL reserves its absolute discretion and right to make or refrain from making modifications and alterations to this statement from time to time. Nevertheless, NBSPL is committed to providing independent and transparent recommendations to its clients, and would be happy to provide information in response to specific client queries.

Before making an investment decision on the basis of research report, the reader needs to consider, with or without the assistance of an adviser, whether the advice is appropriate in light of their particular investment needs, objectives and financial circumstances. There are risks involved in securities trading. The price of securities can and does fluctuate, and an individual security may even become valueless. International investors are reminded of the additional risks inherent in international investments, such as currency fluctuations and international stock market or economic conditions, which may adversely affect the value of the investment. Opinions expressed are subject to change without any notice. Neither the company nor the director or the employees of NBSPL accept any liability whatsoever for any direct, indirect, consequential or other loss arising from any use of the research report and/or further communication in relation to the research report. Here it may be noted that neither NBSPL, nor its directors, employees, agents or representatives shall be liable for any damages whether direct or indirect, incidental, special or consequential including lost revenue or lost profit that may arise from or in connection with the use of the information contained in the research report.

Copyright of this document vests exclusively with NBSPL.

Our reports are also available on our website

Registration granted by SEBI and certification from NISM in no way guarantee performance of NBSPL or provide any assurance of returns to investors.

Nirmal Bang Research (Division of Nirmal Bang Securities Pvt. Ltd.)

B-2, 301/302, Marathon Innova,
Opp. Peninsula Corporate Park
Off. Ganpatrao Kadam Marg
Lower Parel(W), Mumbai-400013
Board No. : 91 22 6723 8000/8001
Fax. : 022 6723 8010